



COVERAGE WITHOUT COMPLICATIONS

MOTOTRBO™ SLR 1000 REPEATER



MOTOTRBO SLR 1000 REPEATER EXTEND YOUR RANGE WITH THE GREATEST OF EASE



KEY BENEFITS

- Indoor and outdoor use
- Ease of installation
- Reduced total cost of ownership
- Expandable




WHETHER YOU WANT TO ELIMINATE DEAD ZONES OR EXPAND COVERAGE TO REMOTE LOCATIONS, COUNT ON THE SLR 1000. COMPACT, EASY TO INSTALL, AND DESIGNED TO WORK INDOORS OR OUT, IT'S BUILT TO GROW AS YOUR NEEDS DO.

Keeping your team connected requires uninterrupted radio coverage. But often, network dead zones and remote locations present barriers to seamless communication.

Unlike traditional repeaters, the SLR 1000 is IP65-rated for dust and water protection, so you can deploy on campuses, in parking garages, and across other outdoor locations. The compact size gives you more installation options, such as mounting on walls or poles. And a low power, fanless design uses less space and energy, saving you money right from the get-go.

As your organization grows, the SLR 1000 can grow with it. It works with both conventional and trunking systems supporting voice and data, so moving to a bigger system won't always require buying a bigger repeater.

Above all, it's technology you can trust. With more than 10 years of experience in DMR, you can rely on Motorola Solutions and proven MOTOTRBO™ technology to get the job done.




PROTECTED FOR YOUR ENVIRONMENT

IMPROVE YOUR COVERAGE IN THE WAY THAT WORKS BEST FOR YOU.

Since the SLR 1000 is IP65-rated for water and dust protection, you can deploy it indoors or out. Unlike traditional repeaters, you have the flexibility to use it in places like parking garages, subway tunnels, and other potentially damp and wet locations.


Wherever it's deployed, put your maintenance and repair worries aside. The fanless design means less noise, less particulate intrusion, and fewer components—all while delivering more coverage.



DEPLOY IN MORE PLACES

SOMETIMES THE BEST LOCATION FOR BETTER COVERAGE ISN'T EASY TO ACCESS.

The SLR 1000 makes it simple. With a compact design, you can mount it on walls or poles. And since the SLR 1000 doesn't require cooling from HVAC, you have more placement options. All while eliminating the planning headaches and added costs that come with HVAC.





COST-EFFECTIVE COVERAGE

INCREASING YOUR COVERAGE DOESN'T HAVE TO MEAN INCREASING YOUR COST OF OWNERSHIP.

The SLR 1000 features a low power, fanless design, so it uses less energy and saves money. It also requires less space, which reduces site requirements and the costly permits that go along with them. Want additional functionality with reduced infrastructure expenses? Just add accessories such as a small mountable antenna, optional duplexer, or antenna switch for Extended Range Direct Mode.

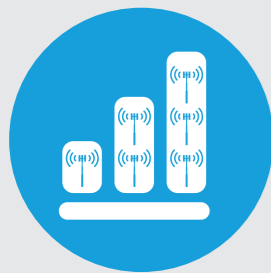


UNITE YOUR TEAM

THE SLR 1000 IS PART OF TEAM COMMUNICATIONS, OUR UNIFIED WORKGROUP COMMUNICATIONS SOLUTION.

Team Communications allows employees to communicate instantly, without boundaries, and with added intelligence across the entire organization.

Pair MOTOTRBO products with WAVE™ push-to-talk and other data solutions to enable machines, applications and people to connect seamlessly, helping bridge the gaps so work gets done faster.



GROWS WITH YOU

THE SLR 1000 WORKS WITH BOTH CONVENTIONAL AND TRUNKING SYSTEMS THAT SUPPORT VOICE AND DATA, SO YOU CAN CONTINUE TO USE IT AS YOU EXPAND YOUR NETWORK.

If you're simply using a conventional, radio-to-radio system, you can increase your voice coverage area without having to purchase more frequencies. Just deploy the SLR 1000 with Extended Range Direct Mode, and expand range without additional spending.





For more information and a complete list of accessories, please visit:
www.motorolasolutions.com/SLR1000

